

AT ADC, PERFECTION IS WHAT WE HAVE IN MIND.

ADC's 275,000 sq. ft. Facility
 Dryers are no sideline with us. We're dedicated to them 100% – and it shows. American Dryer Corporation is the world's leading producer of commercial clothes dryers. Coin-operated and commercial laundries in over 90 countries depend on the ADC name for reliability, innovative technology and total customer support.



Computer-Aided Design
 Complex engineering concepts are transformed into reality on our advanced technology CAD system.





Computerized Lathe
 ADC's state-of-the-art Twin Spindle CNC Lathe machines the shafts that are used to turn the tumblers. This ensures the tightest tolerances, providing years of trouble free performance.

Precision Laser Cutting
 ADC recently added three laser cutting machines so that all sheet metal components will be manufactured to the greatest degree of accuracy.




Automated Epoxy Coatings
 ADC's robotic powder-coating line produces finishes that are tops in the industry.

Robotic Welding
 ADC's multiple robotic welding stations assure that all weldments are manufactured to the highest quality standards.



Stringent Inspections
 Every product built at ADC undergoes a thorough performance test and inspection. We want the product you receive to perform as expected from day one.




American Dryer Corporation
 88 Carrant Road, Fall River, MA 02720-4781
 (508) 678-9000 FAX (508) 678-9447
 sales@amdry.com www.amdry.com

Finance with **American Credit Corp.**, ext. 174
 amcr@amdry.com www.amdry.com/serv01.htm

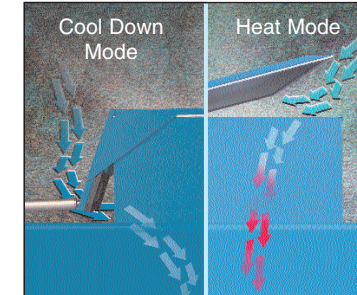
CAPACITY, ECONOMY AND THE FAMOUS ADC QUALITY. THE AD-410, AD-310 AND AD-200 OFFER IT ALL.

The AD-410, AD-310, and AD-200 (available in gas or steam heat) are the latest in the series of industrial dryers from ADC built upon the principle of large capacity and swift production at an affordable price. With full capacity tumblers and various door and tilt configurations, you are assured the ability to dry fast and efficiently . . . without the large price tag. A unique design for demanding applications.



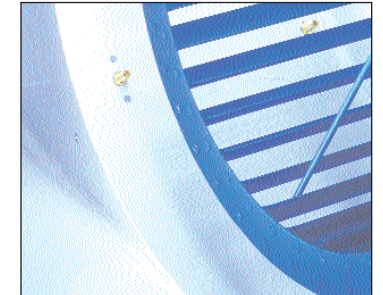
Gas Heated

ADC gas-fired models utilize atmospheric burners and direct spark ignition for fast response and maximum efficiency.




Steam Heated

Steam-heated models utilize high airflow and the trademark ADC steam damper system. The steam damper directs air with a damper, not a valve, for instant heat and cooling. A big improvement over the steam coil abuse caused by valve-operated systems.




Self-Cleaning Blower

All the ADC large capacity dryers use a self-cleaning blower system. By directing compressed air at the fan blades at the end of each drying cycle, any lint buildup that could cause a fan imbalance is removed. This extends fan and bearing life.



Stainless Steel Basket Standard

ADC uses a 14-gauge stainless steel basket supported on machined tumbler rings for durability and smooth tumbler rotation. Stainless steel baskets are an expensive option from other manufacturers.




11" Diameter Drive Wheels

The drive wheels that support and drive the drums for the AD-410, AD-310, and AD-200 dryers are 11" in diameter and are located at four supporting points. The wheels are located outside the heat flow, creating minimal wear.




Computer Controlled

The ADC computer combines 24-volt controls and preprogrammed cycles for electronic reliability and one-touch drying. Press any of the preprogrammed keys for either a timed or automatic cycle. The automatic cycles will dry the load to a specified moisture level.



Lint Drawer

At ADC, another unique feature is a lint drawer located in front of the exhaust fan. This prevents lint from clogging the fan, which causes damaging vibration. This also eliminates the need for costly external lint collectors and reduces lint fire concerns. Many competitors collect



Heavy-Duty Gear Box

These large capacity ADC dryers use a heavy-duty gear box as part of their tumbler drive system. A reliable way to transfer power from the drive motors to the tumblers, these components are easily accessible behind hinged side panels.



Door/Tilt Configurations

The AD-410, AD-310, and AD-200 dryers are offered in one-way tilt (forward or rear) and two-way tilt as well as single door or pass-through models. Air-operated auto load doors or manual load doors are available.

